


FIRST GRADE E-LEARNING DAY



Grammar:

Complete the attached noun vs. verb sort.

Math:

Please complete the attached math page.

Reading:

Please read the book in your E-Learning Bag and read it to at least one person.

PE:

There are some fun pages to complete at home. Please have fun exercising:

Activity log- fill out the sheet for anything you complete that is "exercising" (cleaning up counts too); **ABC Fitness**: exercise by creating words, and each letter has a corresponding exercise/task (you can be creative too), write your words on **spelling list sheet**; **Clock warm-up** activity: use a paperclip (or object of your choice) to spin, then based on the clock, perform exercise...have your family work together to add to the fun!

Spanish:

Students will use the Spanish worksheet to practice their recognition of the number words in Spanish. The students need to connect the numbers and the number words from 1-10 on one side and complete a Number Crossword on the other side.

Art:

The attached sheet is optional.

Name: _____

Sort the pictures. Is it a noun or a verb?


Nouns

Verbs

--	--



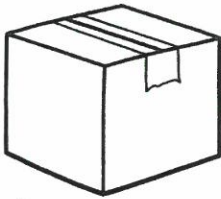
batting



jumping



dolphin




box



dog



police car




horse

crying



stirring



pot



hugging



log



running



sitting



cup

Math Box

Name: _____

Date: _____

solve

$$\begin{array}{r} 3 \\ +3 \\ \hline \end{array}$$

$$\begin{array}{r} 7 \\ +7 \\ \hline \end{array}$$

$$\begin{array}{r} 5 \\ +5 \\ \hline \end{array}$$

$$\begin{array}{r} 8 \\ +8 \\ \hline \end{array}$$


fill in the missing numbers
from the number grid

	284	

total

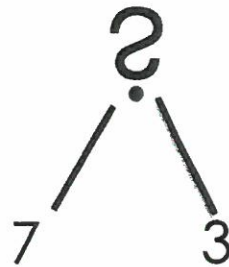
part

part

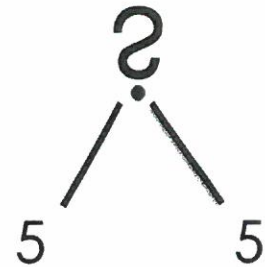


_____ + _____ = _____

Turn these numbers into
two different number
trees. Write equations to
match the number trees.



_____ + _____ = _____



_____ + _____ = _____

First Grade Math Strands Homework

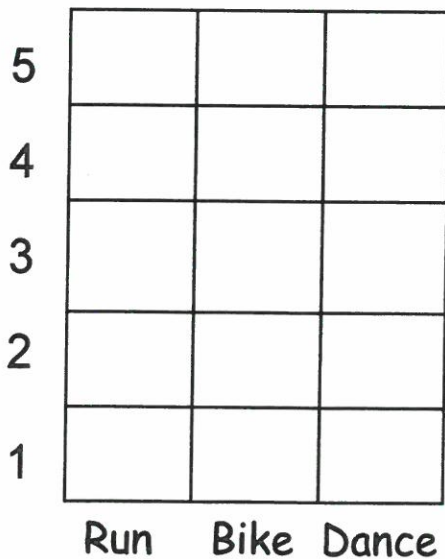
Mathematical Reasoning

Read the story and choose a way to solve the problem.
Draw a picture to show how you solved it. Then write a
number sentence that matches the problem.

Zero the Hero had 20 chocolate kisses. Then he ate 5 of them.
How many chocolate kisses does he have left?

Statistics, Data & Probability

Ask 5 people which activity
is their favorite and color it
in on the bar graph



What activity did the *least*
people like? _____

Measurement & Geometry

Fill in the missing days of the
week.

Tuesday

Wednesday

Friday

name: _____

date: _____

name: _____

date: _____

name: _____

date: _____



Physical Education Exercise Log

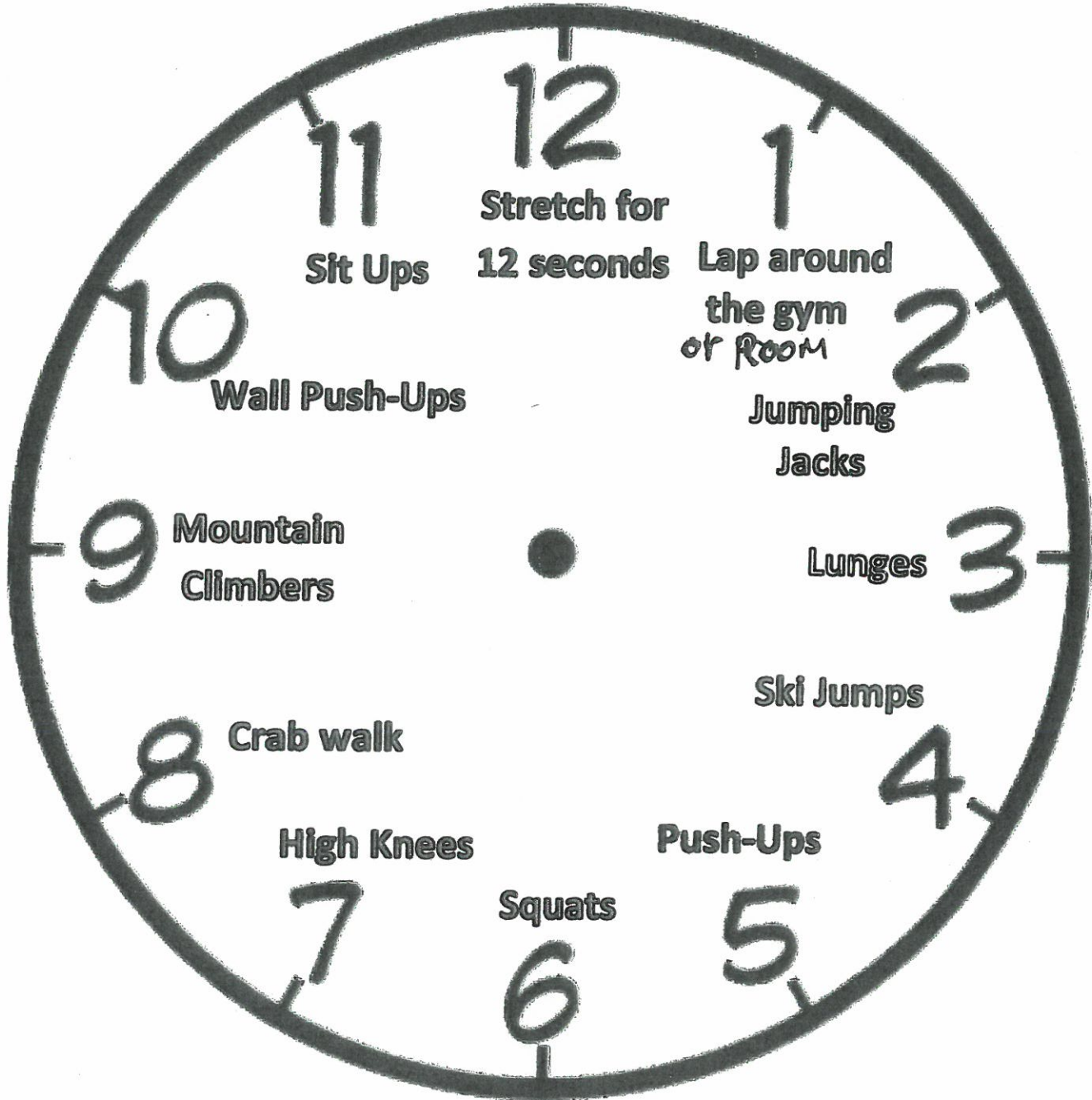
Name:

Class:

Exercise at home and record your data- work hard and have fun!

<u>Time of Day</u> - Morning, Afternoon, Night	<u>Activity</u> - What did you do to exercise?	<u>Duration</u> - how many minutes?	<u>Result</u> - How does your body feel? What muscles/body parts were used?

Clock Warm-Up



Directions: With a partner take turns spinning the arrow (paper-clip) then complete the task it lands on or is closest to.

Physical Education:

Exercise by spelling ...

- 1) Your name
- 2) Spelling words
- 3) Favorite activities

Be Creative 😊

Fit activity for kids what's your name

SPELL OUT YOUR FULL NAME AND COMPLETE THE ACTIVITY LISTED FOR EACH LETTER. FOR A GREATER CHALLENGE INC. USE YOUR MIDDLE NAME & DO EACH ONE TWICE! FOR VARIETY YOU CAN USE A FAVORITE CHARACTER'S NAME OR A FAMILY MEMBER'S NAME

A jump up & down 10 times

N Do 10 sit-up/curl-ups

B spin around in a circle 5 times

O walk backwards 20 steps and skip back

C hop on one foot 5 times

P walk sideways 20 steps and hop back

D run to the nearest mat and run back

Q crawl like a crab for a count of 10

E walk like a bear for a count of 5

R walk like a bear for a count of 5

F do 8 Burpee Jumps

S bend down and touch your toes 20 times

G do 10 jumping jacks

T pretend to pedal a bike with your hands for a count of 17

H hop like a frog 8 times

U Do 50 Toe Raises (calf raises)

I balance on your left foot for a count of 10

V flap your arms like a bird 25 times

J balance on your right foot for a count of 10

W pretend to ride a horse for a count of 15

K march like a toy soldier for a count of 12

X try and touch the clouds for a count of 15

L pretend to jump rope for a count of 20

Y walk on your knees for a count of 10

M do 30 sec Plank hold

Z do 10 push-ups

* if unsure of movement, be creative (free choice)!! 😊

Name: _____

Class: _____

**PE Exercise Alphabet
Spelling Words**

1. _____

2. _____

3. _____

4. _____

5. _____

6. _____

7. _____

8. _____

9. _____

10. _____

11. _____

12. _____

13. _____

14. _____

15. _____

16. _____

17. _____

18. _____

19. _____

20. _____

Me llamo: _____.

Los números

1

2

3

4

5

tres

ocho

nueve

cuatro

diez

uno

cinco

siete

dos

seis

6

7

8

9

10



Me llamo _____ .

Tengo _____ años.

Number Puzzle

Write the Spanish number words in the puzzle.

Word Bank					
veinte	cuatro	nueve	diez	uno	quince
doce	once	trece	siete	cinco	tres
catorce	dos	cero	ocho	seis	

Across

- 1. three
- 2. ten
- 3. fifteen
- 6. twenty
- 7. six
- 9. eight
- 12. four
- 13. nine
- 15. twelve

Down

- 1. thirteen
- 4. fourteen
- 5. five
- 7. seven
- 8. one
- 10. eleven
- 11. zero
- 14. two

The crossword puzzle grid is composed of white squares for letters and black squares for empty space. The grid is partially obscured by illustrations of balloons and a heart. The numbered starting points are as follows:

- 1: Across, top right.
- 2: Across, middle right.
- 3: Across, middle left.
- 4: Across, middle left.
- 5: Down, middle right.
- 6: Across, middle left.
- 7: Down, middle right.
- 8: Down, middle left.
- 9: Across, bottom left.
- 10: Across, bottom left.
- 11: Down, bottom left.
- 12: Across, bottom left.
- 13: Down, bottom left.
- 14: Down, bottom left.
- 15: Across, bottom left.

ART Lesson- "E Learning"- Wednesday, 1-30-19

Remember...ART MAKES YOU SMART!

Middlefork Families:

Please take some time to complete this art lesson as part of your commitment to SRS District #29 E-Learning Day.

Winter Landscape- Draw a winter landscape using the media of your choice.

Find a warm spot in front of a window where you can see the winter scenery. Look for these 3 things;

Foreground- the snow covered grass

Middleground- some winter trees, a neighbor's house or ?

Background- the sky, clouds, sun or some wintery trees in the distance

* Helpful hint- before you begin, divide your paper into 3 sections. This will help you separate the middle ground and background©

Be sure to make any details or objects in the background smaller than any you make in the foreground. This will show *perspective*- an object in relation to another from a particular point of view.

* Use any materials/media you have available to make your masterpiece complete. Seeing that your artwork will have a lot of white snow; be creative and add glitter snowflakes, paint some macaroni noodles white and glue on to the ground or tear little strips of white paper, roll into balls and glue tiny snowballs all over. Be creative and have fun!

* Check out these interactive websites I have copied from my teacher page to supplement your creative curiosity.

<https://easydrawingguides.com/>

<https://www.artforkidshub.com/>

<https://www.artic.edu/learn-with-us/visit/explore-on-your-own/journeymaker>



Thanks, *Mrs. Nagy MF Art Teacher*

ART Lesson- "E Learning"- Thursday, 1-31-19

Remember...ART MAKES YOU SMART!

Middlefork Families:

Please take some time to complete this art lesson as part of your commitment to SRS District #29 E-Learning Day.

Self-portrait- Draw a self-portrait using the media of your choice.

Find a mirror and study yourself for a few minutes. Look for these things; eye color and shape, nose shape, mouth and hair color and length.

*Take into consideration the art elements- shape, space, balance and proportion while drawing your self-portrait.

Remind yourself that your eyes are smaller than your nose and mouth.

Ask yourself...

How many teeth do I have?

How long is my hair?

What shape is my nose?

Is my nose in the middle of my face?

Where do my ears belong?

*Have fun with your project and draw your masterpiece with a pencil first. Then color with any media of your choice.

Be creative and add fancy details such as freckles, jewelry, hair bows or a hat.

*Check out these interactive websites to continue your creative curiosity.

http://www.harcourtschool.com/menus/art_express.html

<https://www.crayola.com/featured/free-coloring-pages/>



Thanks, *Mrs. Nagy MF Art Teacher*